

## Novel methodology for in situ carbon dioxide enrichment of benthic ecosystems

Justin E. Campbell<sup>1</sup>\* and James W. Fourqurean<sup>1</sup>

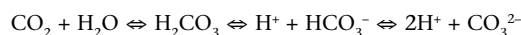
<sup>1</sup>Department of Biological Sciences, Florida International University, Marine Sciences Program, 3000 NE 151 Street, North Miami, FL 33181, USA

### Abstract

Future climate change will likely represent a major stress to shallow aquatic and coastal marine communities around the world. Most climate change research, particularly in regards to increased pCO<sub>2</sub> and ocean acidification, relies on ex situ mesocosm experimentation, isolating target organisms from their environment. Such mesocosms allow for greater experimental control of some variables, but can often cause unrealistic changes in a variety of environmental factors, leading to “bottle effects.” Here we present an in situ technique of altering dissolved pCO<sub>2</sub> within nearshore benthic communities (e.g., macrophytes, algae, and/or corals) using submerged clear, open-top chambers. Our technique utilizes a flow-through design that replicates natural water flow conditions and minimizes caging effects. The clear, open-top design additionally ensures that adequate light reaches the benthic community. Our results show that CO<sub>2</sub> concentrations and pH can be successfully manipulated for long durations within the open-top chambers, continuously replicating forecasts for the year 2100. Enriched chambers displayed an average 0.46 unit reduction in pH as compared with ambient chambers over a 6-month period. Additionally, CO<sub>2</sub> and HCO<sub>3</sub><sup>-</sup> concentrations were all significantly higher within the enriched chambers. We discuss the advantages and disadvantages of this technique in comparison to other ex situ mesocosm designs used for climate change research.

Since the Industrial Revolution of the early 1800s, widespread fossil fuel combustion has contributed large quantities of carbon dioxide to both atmospheric and oceanic reservoirs around the globe. Present day atmospheric CO<sub>2</sub> concentrations of 387 ppm represent a near 30% increase over preindustrial values, with concentrations forecast to surpass 700 ppm by the end of the century (Meehl et al. 2007). Roughly 30% of this anthropogenically released CO<sub>2</sub> has been absorbed by the global oceans (Sabine et al. 2004) with important con-

sequences for the carbonate chemistry of the surface waters (Feely et al. 2004). The carbonate equilibria of marine waters can be described by a series of dissociation reactions, whereby increases in dissolved CO<sub>2</sub> concentrations elevate the abundance of certain carbonate species (CO<sub>2</sub> and HCO<sub>3</sub><sup>-</sup>), while decreasing the abundance of others (CO<sub>3</sub><sup>2-</sup>):



Furthermore, CO<sub>2</sub>-mediated increases in the abundance of H<sup>+</sup> ions are expected to dramatically reduce oceanic pH, with forecasts of a 0.3–0.5 unit reduction by the year 2100 (Caldeira and Wickett 2003; Raven et al. 2005). These alterations in the pH and the carbonate equilibrium of the oceanic surface waters may have substantial implications for a variety of important biotic and ecosystem processes (e.g., photosynthesis and calcification), particularly when integrated over large spatial scales. Quantifying the responses of marine ecosystems to future climate change scenarios remains an important, albeit difficult task, as some biological responses can display considerable variation (Kroeker et al. 2010). Thus, calls have been made for additional empirical research that examines such impacts across a variety of taxonomic groups under realistic environmental conditions (Doney et al. 2009; Hendriks et al. 2010).

\*Corresponding author: E-mail: jcamp013@fiu.edu

### Acknowledgments

We thank William Anderson at the FIU Stable Isotope Lab and Peter Swart at the University of Miami Stable Isotope Lab for invaluable laboratory assistance with our isotope samples. Rene Price and Pamela Sullivan helped with the alkalinity measurements. Patrick Rice and the Florida Keys Community College provided logistical support. Rebecca Bernard, Jeana Drake, Pamela Parker, Bryan Dewsbury, and Sat Gavassa provided assistance in the field. This work was supported by the National Science Foundation through the Florida Coastal Everglades Long-Term Ecological Research Program under Grant No. DBI-0620409, and an FIU Graduate School Doctoral Evidence Acquisition Fellowship. This is contribution number 513 from the Southeast Environmental Research Center at FIU.

DOI 10:4319/lom.2011.9.97

Much of climate change research within marine systems has been directed toward understanding how long-term and pervasive changes in oceanic  $p\text{CO}_2$  can serve as a stressor on both benthic and water column organisms, and the processes they regulate. For example, it is expected that increases in dissolved  $\text{CO}_2$  concentrations are likely to reduce long-term calcification rates across many coral reef ecosystems (Kleypas et al. 1999; Langdon et al. 2000). A variety of calcifying marine organisms; microalgae (Riebesell et al. 2000; Zondervan et al. 2001), macroalgae (Jokiel et al. 2008; Kuffner et al. 2008; Gao and Zheng 2010), and corals/invertebrates (Langdon et al. 2000; Langdon and Atkinson 2005; Shirayama and Thornton 2005; Gazeau et al. 2007; Lombard et al. 2010) have all displayed declines in  $\text{CaCO}_3$  production with experimentally elevated  $p\text{CO}_2$ . Additional studies have highlighted interactive effects between temperature and  $p\text{CO}_2$  on the calcification rates of marine organisms (Martin and Gattuso 2009; Rodolfo-Metalpa et al. 2010). Such studies clearly demonstrate implications for the resilience of coral reefs under increasing anthropogenic and climatic pressures. However, a majority of these experiments have been conducted within artificial indoor mesocosms, which can isolate target organisms from realistic natural conditions, and can fail to account for environmental variation (Hall-Spencer et al. 2008; Kleypas and Yates 2009; Hendriks et al. 2010). Whereas some studies have begun using outdoor mesocosm facilities (Riebesell et al. 2007; Jokiel et al. 2008) and field manipulations along natural pH gradients (Cigliano et al. 2010; Dias et al. 2010), we know relatively little in regards to in situ responses of organisms to altered  $p\text{CO}_2$  and pH conditions.

Several studies have additionally suggested that altered  $p\text{CO}_2$  within coastal environments may have the ability to impact the functioning of aquatic and marine plant communities (Zimmerman et al. 1997; Short and Neckles 1999; Palacios and Zimmerman 2007; Hall-Spencer et al. 2008; Martin et al. 2008; Kleypas and Yates 2009). External increases in  $\text{CO}_2$  and  $\text{HCO}_3^-$  concentrations have the ability to increase the diffusive flux of dissolved inorganic carbon (DIC) across leaf boundary layers, and have been shown to increase seagrass production (Hall-Spencer et al. 2008), leaf photosynthetic rates (Durako 1993; Beer and Koch 1996; Invers et al. 1997; Zimmerman et al. 1997), and plant reproductive output (Palacios and Zimmerman 2007). Other studies have additionally demonstrated changes to the seagrass epiphyte community under various  $\text{CO}_2$  enrichment scenarios, with large declines in biogenic carbonate production, and potential biogeochemical shifts within these shallow, coastal systems (Martin et al. 2008). Submerged macrophytes comprise much of the coastal benthic community around globe and are important contributors to the carbon sink capacity of the world's oceans (Duarte et al. 2011). Thus, similar to declines in coral reef calcification, changes in oceanic  $p\text{CO}_2$  may additionally have widespread implications for these productive and economically important ecosystems.

Experiments that address  $\text{CO}_2$ -mediated impacts on benthic plants have likewise mainly been restricted to mesocosm designs (Titus et al. 1990; Titus 1992; Zimmerman et al. 1997; Pagano and Titus 2007; Palacios and Zimmerman 2007). Aquarium and mesocosm facilities generally provide optimal conditions to encourage vigorous plant and/or algal growth, thus responses detected within the laboratory may not hold true for natural communities, where alternate resources may become increasingly limiting under elevated  $\text{CO}_2$  loads. Several terrestrial studies have documented disparities between ex situ and in situ responses in regards to the impacts of  $\text{CO}_2$  enrichment on plant community dynamics (Ainsworth and Long 2005). Within these systems,  $\text{CO}_2$  mediated growth responses can be rapidly constrained by the availability of other essential resources, such as water and/or nutrients (Diaz et al. 1993).

Many mesocosm  $p\text{CO}_2$  experiments control seawater carbonate equilibrium via either acid addition (which shifts the relative concentrations of the carbonate species with no increase in total DIC) or  $\text{CO}_2$  bubbling (which simultaneously increases the abundance of  $\text{CO}_2$ ,  $\text{HCO}_3^-$ , and total DIC). Whereas it has been suggested that the latter technique of  $\text{CO}_2$  enrichment best replicates forecasted changes in seawater carbonate parameters (Hurd et al. 2009; Schulz et al. 2009), few studies have attempted to transition this ex situ methodology toward an in situ design (Barry et al. 2010). Here we describe a novel technique of long-term  $\text{CO}_2$  enrichment applicable to the study of changes in  $p\text{CO}_2$  on the productivity and functioning of aquatic and marine benthic communities. Our methodology consists of a submerged array of clear, open-top, flow-through acrylic chambers, which allows for continuous  $\text{CO}_2$  enrichment over long time periods. Our system utilizes an efficient technique of in situ  $\text{CO}_2$  bubbling, which maximizes the dissolution and containment of  $\text{CO}_2$  gas, while minimizing losses to the external water column and atmosphere. Furthermore, the open, flow-through design allows for ample light to reach target organisms (macrophytes, corals, and/or algae), while reducing caging effects. Easy access to the benthic community through the open tops of the enclosures additionally allows for accurate measurements of carbonate parameters (pH and alkalinity), and a variety of biotic processes (plant/algal growth rates, calcification rates, and photosynthetic fluorometric responses). This system provides an inexpensive and efficient technique of in situ  $p\text{CO}_2$  manipulation around a wide variety of benthic communities to study various climate change/ocean acidification scenarios.

## Materials and procedures

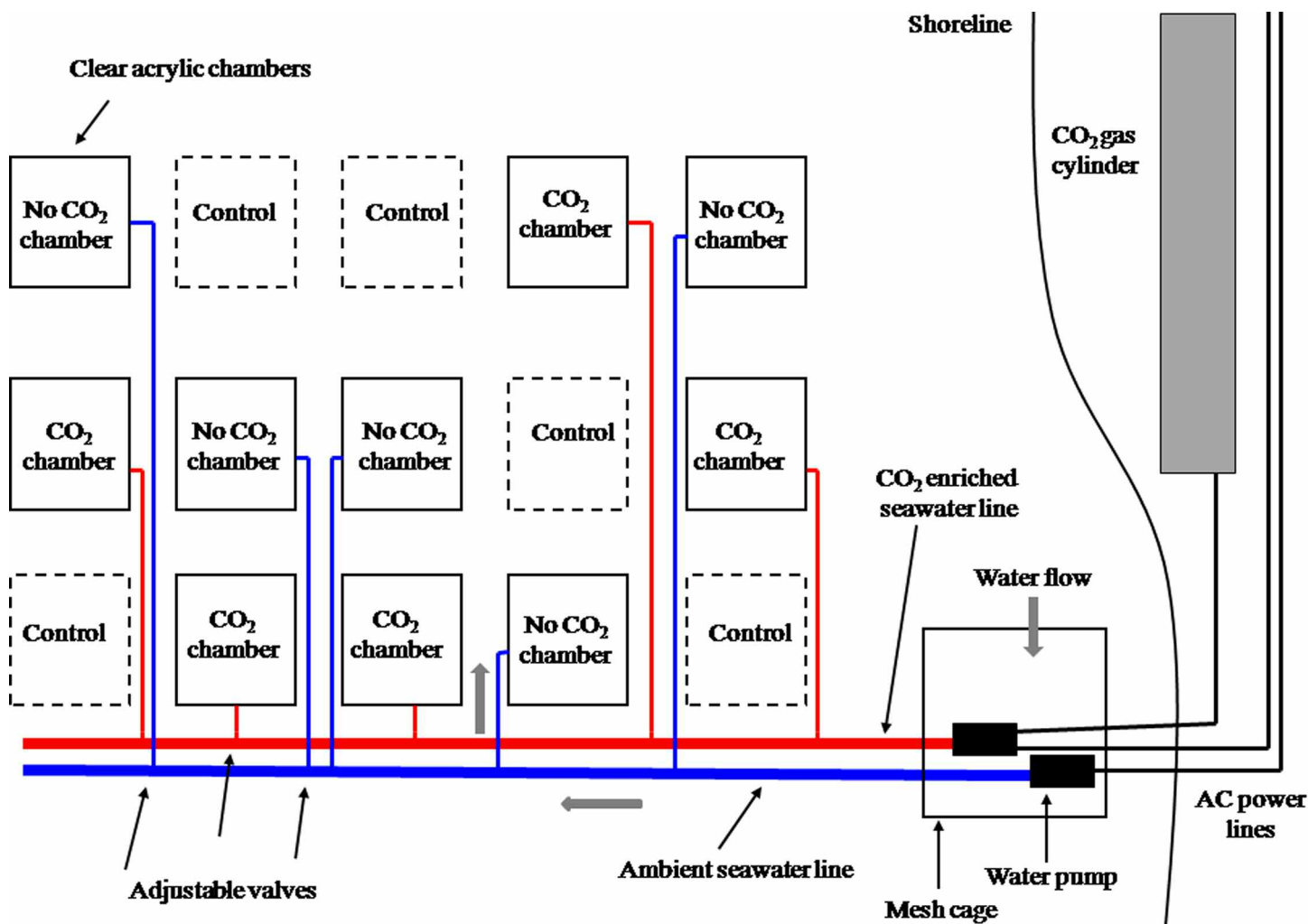
### Site description

In situ  $p\text{CO}_2$  manipulation was initiated on 1 Jul 2009 within a shallow, nearshore benthic plant community within the Florida Keys, Florida, USA (24.55° N, 81.75° W). The benthic community was dominated by the seagrass *Thalassia testudinum*, with lower abundances of the seagrasses *Syringodium*

*fliforme* and *Halodule wrightii*. A variety of calcareous green algal species (*Halimeda* spp. and *Penecillus* spp.) were additionally present within the seagrass canopy, along with a substantial epiphyte community (dominated by filamentous turf and coralline encrusting algae) growing on the seagrass leaf surfaces. The sediments were composed of roughly 10% organic matter; with the remaining mineral fraction consisting of mud-sized biogenic calcium carbonates, and larger particles of the carbonate skeletal remains of a variety of calcifying organisms. The experimental seagrass bed was located 10 m offshore, within a shallow (1 m depth) embayment, which exchanged waters with the Gulf of Mexico to the northwest, and had an average salinity of 37. Noon light levels below the water surface averaged 1000 ( $\mu\text{mol photons m}^{-2} \text{s}^{-1}$ ), while light levels at the top of the seagrass canopy averaged 800 ( $\mu\text{mol photons m}^{-2} \text{s}^{-1}$ ) for the duration of the experiment.  $\text{CO}_2$  enrichment was conducted continuously for a period of 6 months until 1 Jan 2010.

### Experimental design and chamber description

The benthic  $\text{CO}_2$  enrichment experiment consisted of three replicated ( $n = 5$ ) treatments, arranged in a complete randomized block design: 1)  $\text{CO}_2$  enrichment within clear, open-top chambers; 2) no  $\text{CO}_2$  enrichment within clear, open-top chambers; and 3) control plots lacking clear open top chambers. Treatments were arranged within a grid design (3 rows  $\times$  5 columns), with each column representing a separate complete block (Fig. 1). Treatments were randomly assigned within each block. This design was necessary to organize the plumbing system used to deliver  $\text{CO}_2$ -rich seawater to the enriched chambers. Each chamber was constructed of 4 optically clear, acrylic panels ( $0.8 \text{ m} \times 0.4 \text{ m} \times 0.4 \text{ m}$ ), producing a total chamber volume of  $0.13 \text{ m}^3$  and enclosing a benthic area of  $0.17 \text{ m}^2$ . Each chamber was assembled using corrosion resistant (zinc plated) 3.8 cm corner braces, with adjacent acrylic panels additionally sealed at the corners with an adhesive. Each chamber was anchored to the benthos using a series



**Fig. 1.** Schematic of chamber array. Solid boxes designate an acrylic chamber supplied with either  $\text{CO}_2$  enriched seawater or  $\text{CO}_2$  ambient seawater. Dashed boxes designate control plots with no chamber. Red and blue lines represent  $\text{CO}_2$  enriched and unenriched seawater, respectively. Gray arrows indicate direction of water flow.

of plywood panels and cinder blocks. Each chamber received 4 plywood panels (0.4 m × 0.1 m) that were affixed to the base of each acrylic side using cable ties. Cinder blocks were then placed on top of each panel to provide a tight seal between the bottom of the chamber and the substrate (Fig. 2). Short, 2.5 cm diameter PVC segments were hammered into the sediment, down to the bedrock, underneath each plywood panel to provide support for each cinder block, and prevent compaction of the surrounding sediment. This system allowed the chambers to accommodate turbulent wave energy experienced in the field, while remaining firmly fixed in place. Chambers were cleaned of fouling organisms on a bi-monthly basis, and light measurements both within and outside several replicate chambers were conducted periodically with a submersible 2pi light sensor (WALZ Diving PAM).

#### CO<sub>2</sub> enrichment system

In situ carbon enrichment was achieved by rapidly mixing gaseous CO<sub>2</sub> with ambient seawater to achieve the desired pH. The rate of gas delivery was set to reproduce dissolved CO<sub>2</sub> concentration forecasts for the year 2100 (Caldeira and Wickett 2003) within our enriched chambers. These forecasts were selected as target values because they represent “business-as-usual” scenarios, whereby CO<sub>2</sub> emissions continue along current trends (Raven et al. 2005). To achieve enrichment, a 34-kg cylinder of compressed CO<sub>2</sub> (AirGas, beverage grade) was connected to a two-stage regulator with a fine control valve, which bled gas into a submerged water pump (120 V AC, 6800LPH, 145W). Once bled into the intake port of the pump, the CO<sub>2</sub> was rapidly mixed with ambient seawater by the impeller, and then delivered to the carbon-enriched chambers via a PVC plumbing network. Gas flow rates were incrementally increased until the pH within the enriched chambers was reduced by the target value of 0.4 units in comparison with the controls. Once established, CO<sub>2</sub> flow to the pumps remained constant, resulting in a constant, reduced pH within



**Fig. 2.** Photograph of an enrichment chamber.

the enriched chambers compared with the surrounding environment. Gas pressure from the two-stage regulator was set at 15 psi, while the gas flow rate was set at 1.12 L/min. Flexible, CO<sub>2</sub>-proof tubing (Cramer Decker, 150 m) was used to deliver CO<sub>2</sub> from the cylinder to the submerged pump. A second water pump was established without connection to a CO<sub>2</sub> line and delivered ambient seawater to the unenriched chambers via a secondary independent PVC plumbing network. Both submerged powerheads were caged within a mesh PVC frame (1 m × 1 m × 0.5 m) to exclude debris. Industrial garden hose (2 cm diameter, 10 m in length) was connected to the outflow of each water pump and used to deliver CO<sub>2</sub>-enriched and ambient seawater to the PVC plumbing network.

#### PVC plumbing network

Seawater from each respective water pump was redirected to a series of independent submerged PVC pipes (one enriched line, one ambient line) that divided the main seawater flow amongst the replicates for each chamber treatment. Each garden hose from the powerheads was connected to a PVC pipe (3.8 cm diameter, 10 m in length) that ran lengthwise along the southern border of the chamber array (Fig. 1). Each PVC pipe contained 5 separate 3-cm hose bibs, which were evenly spaced at 1 m intervals (corresponding to the spacing between the grid columns). Industrial garden hose (2 cm diameter) was then used to deliver seawater from the hose bibb to each clear acrylic chamber, through a 1.9 cm diameter hole drilled through the base of the chamber. Each hose bibb along the PVC pipe could then be finely adjusted to equalize seawater flow between the chambers, which was measured at 340 L/h. Thus, the water volume within each chamber was replaced approximately 63 times daily.

#### Measurement of seawater carbonate parameters

Seawater carbonate parameters within each chamber were monitored periodically throughout the 6-month experiment. Temperature and pH inside the seagrass canopy within each chamber and control plot were recorded 53 separate times, across 18 distinct sampling dates. Six of the sampling dates represent diurnal measurements, when pH and temperature were recorded every 3 h from 900 to 2100. This sampling schedule produced over 800 pH measurements, allowing us to describe how carbonate parameters varied amongst treatments both throughout the day, and during the enrichment period. The pH was recorded using a handheld Thermo Scientific Orion 4-Star meter, calibrated with NBS standards (relative accuracy ± 0.002). Temperature was additionally recorded once every hour during the 6-month period by an underwater Onset Temp Logger, one within a randomly selected chamber, and a second within a randomly selected control plot. On a monthly basis, replicate diurnal (morning and evening) water samples (20 mL) were collected within each chamber and control plot, filtered through a 0.7 μm GFF filters, and stored on ice within borosilicate glass containers until further processing. Upon return to the lab, total alkalinity was measured by automated, potentiometric titration with 0.1 N HCL. Salinity

was recorded with an Orion conductivity meter. Carbonate parameters ( $\text{CO}_{2\text{aq}}$ ,  $\text{HCO}_3^-$ ,  $\text{CO}_3^{2-}$ , and calcite/aragonite saturation states) were calculated with the  $\text{CO}_2\text{Sys}$  Excel Macro (Lewis and Wallace 1998), using the dissociation constants of Mehrbach et al. (1973), refit by Dickson and Millero (1987).

#### Stable isotope measurements

Stable carbon isotope ( $\delta^{13}\text{C}$ ) measurements were additionally used to further demonstrate the effectiveness of our  $\text{CO}_2$  enrichment technique. If our carbon-enriched treatments were effective in increasing the diffusive flux of  $\text{CO}_2$  to the benthic seagrass community, we hypothesized significant reductions in the  $\delta^{13}\text{C}$  signature of the seagrass tissue growing within the enriched chambers, in accordance with previous correlative and experimental studies (Durako and Sackett 1993; Vizzini et al. 2010). Every month, aboveground leaf material from 3-5 shoots of *Thalassia testudinum* was collected within each chamber and control plot, scraped free of adhered epiphytes, separated according to leaf age, dried in the lab for 48 h at  $60^\circ\text{C}$ , and ground to a fine power. Isotope analyses were conducted on the youngest leaf material (leaf rank 1) using standard elemental analyzer isotope ratio mass spectrometer procedures. An elemental analyzer was used to combust all organic material and subsequently reduce the formed gasses into  $\text{N}_2$  and  $\text{CO}_2$ , which were measured on a Finnigan MAT Delta C IRMS in a continuous flow mode. The samples' isotopic ratios (R) are reported in the standard delta notation ( $\delta$ ):

$$\delta(\text{‰}) = [(R_{\text{sample}}/R_{\text{standard}}) - 1] \times 1000$$

These results are presented with respect to the international standards of atmospheric nitrogen ( $\text{N}_2$ ) and Vienna Pee Dee belemnite (V-PDB) for carbon. Analytical reproducibility of the reported  $\delta$  values, based on sample replicates, was better than  $\pm 0.08\text{‰}$  for carbon. Samples of the  $\text{CO}_2$  source gas used for enrichment were additionally collected for stable isotopic analysis. Airtight, double-ended Swagelock sample cylinders were used to sample ten of the Airgas  $\text{CO}_2$  cylinders during the enrichment period. The stable carbon isotopic composition of this source  $\text{CO}_2$  was determined by directly injecting each gas sample into a dual inlet ratio mass spectrometer calibrated against a reference gas of a known isotopic value.

#### Statistical analysis

Seawater carbonate parameters were analyzed by comparing the 95% confidence intervals of the mean water quality measurements within the chambers and control plots throughout the enrichment period (Table 1). Due to diurnal variation, water quality measurements were compared within 5 distinct time segments (900-1200; 1200-1500; 1500-1800; 1800-2100; 2100-0000). Monthly measurements of seagrass stable carbon isotopes within each of the treatments were analyzed using a repeated-measures analysis of variance (ANOVA,  $\alpha = 0.05$ ), with month as the within-subject factor, and  $\text{CO}_2$  treatment as the between-subject factor. When significance was detected, a Bonferroni corrected post-hoc analysis was performed.

#### Assessment

For the duration of the 6-mo field enrichment period, our open-chamber, flow-through system functioned continuously without failure. The carbonate parameters within the enriched chambers were responsive to  $\text{CO}_2$  addition from the gas cylinder, and displayed significantly reduced pH, and higher  $\text{CO}_2$  and  $\text{HCO}_3^-$  concentrations throughout the enrichment period as compared with the unenriched chambers and control plots (Fig. 3-6; Table 1). Conversely,  $\text{CO}_3^{2-}$  concentrations, calcite saturation, and aragonite saturation states were all significantly reduced within the enriched chambers (Fig. 5,6; Table 1). There were no statistical differences in carbonate parameters between the unenriched chambers and control plots during any of the diurnal time segments.

Background carbonate parameters did vary throughout the day (reflecting water column and benthic processes of photosynthesis and respiration), however, the enriched chambers remained significantly enriched during each time segment throughout the 6-month period (Fig. 6). Temperature additionally varied both diurnally, and throughout the enrichment period, however during all sampling dates, there were no statistical differences between treatments. Total alkalinity ranged from an average of  $2200 \mu\text{mol kg}^{-1}$  in July, to an average of  $2569 \mu\text{mol kg}^{-1}$  in November, agreeing with other water quality measurements for Western regions of Florida Bay (Millero et al. 2001). Within each monthly sampling, total alkalinity was not impacted by  $\text{CO}_2$  enrichment, nor were significant differences detected between the morning and afternoon alkalinity measurements, suggesting that the dissolution of carbonate sediments was not increased by  $\text{CO}_2$  addition. Salinity displayed slight variation during the enrichment period, with values of 37.1 in July to 36.9 in November. Light measurements revealed that the chamber design did impose a slight reduction in light reaching the macrophyte canopy. Such reductions were highest ( $\approx 5\%$ ), in the early morning and late afternoon when much of the irradiance was penetrating the water column at an oblique angle, and transmitted through the chamber panel. Light reductions were minimal during the noon hours when irradiance passed perpendicular to the water surface, and through the open top of the chamber. Overall, light reductions were lowest during the critical noon period when photosynthetic rates for benthic communities are generally at their highest (Yates et al. 2007).

Water quality measurements throughout the 6-month period reveal that our chamber design was effective in 1) reaching our target enrichment range forecasted for the year 2100, and 2) continuously holding those values within that range over long temporal periods. Median pH values within the  $\text{CO}_2$  enriched chambers,  $\text{CO}_2$  ambient chambers, and control plots were 7.75, 8.21, and 8.21, respectively (Fig. 3). On average, enriched chambers displayed a 0.46 unit reduction in pH values, as compared with the other unenriched treatments (Fig. 4). For 87% of the pH sampling dates, the enriched chambers were held within  $\pm 0.2$  pH

**Table 1.** Diurnal seawater carbonate parameters observed within the seagrass canopy in the CO<sub>2</sub> enriched chambers, CO<sub>2</sub> ambient chambers, and control plots during the 6-month enrichment period. Measurements are divided into 5 distinct 3-h time groups. Carbonate parameters (means plus 95% confidence intervals) represent seasonal averages of 7-10 distinct sampling dates. Total alkalinity averaged 2345 μmol kg<sup>-1</sup> while temperature averaged 29.9°C during the enrichment period.

Time of day (observations)	CO <sub>2</sub> enriched	CO <sub>2</sub> ambient	Control plot	CO <sub>2</sub> enriched	CO <sub>2</sub> ambient	Control plot
	<b>pH (NBS scale)</b>			<b>CO<sub>2</sub> (μmol/kg SW)</b>		
0900-1200 (8)	7.57 (7.49-7.65)	8.02 (7.96-8.08)	8.02 (7.96-8.08)	62.9 (51.5-74.4)	16.8 (14.2-19.4)	16.6 (14.1-19.1)
1200-1500 (9)	7.78 (7.72-7.84)	8.23 (8.17-8.29)	8.24 (8.18-8.3)	32.2 (25.6-38.9)	8.8 (6.9-10.7)	8.7 (6.8-10.7)
1500-1800 (10)	7.74 (7.62-7.86)	8.22 (8.14-8.30)	8.22 (8.14-8.30)	42.2 (25.8-58.6)	9.4 (7.4-11.4)	9.5 (7.5-11.5)
1800-2100 (7)	7.74 (7.6-7.88)	8.30 (8.26-8.34)	8.30 (8.26-8.34)	39.0 (22.4-55.6)	6.7 (5.7-7.7)	6.7 (5.7-7.7)
2100-0000 (7)	7.62 (7.44-7.80)	8.23 (8.17-8.29)	8.24 (8.18-8.3)	59.4 (19.7-99.0)	8.2 (6.8-9.6)	8.0 (6.6-9.4)
	<b>pCO<sub>2</sub> (μatm)</b>			<b>DIC (μmol/kg SW)</b>		
0900-1200 (8)	2451 (1903-2999)	651 (543-759)	644 (542-746)	2291 (2184-2398)	2104 (1987-2222)	2102 (1983-2221)
1200-1500 (9)	1310 (1035-1584)	357 (281-431)	352 (278-428)	2168 (2042-2294)	1919 (1786-2051)	1917 (1783-2050)
1500-1800 (10)	1730 (1055-2405)	381 (304-457)	385 (309-461)	2235 (2123-2347)	1972 (1842-2101)	1975 (1845-2104)
1800-2100 (7)	1654 (945-2364)	282 (241-322)	282 (244-320)	2162 (2056-2268)	1845 (1752-1939)	1846 (1754-1939)
2100-0000 (7)	1982 (931-3033)	345 (287-402)	336 (279-393)	2149 (2064-2235)	1848 (1780-1916)	1842 (1773-1912)
	<b>HCO<sub>3</sub><sup>-</sup> (μmol/kg SW)</b>			<b>CO<sub>3</sub><sup>2-</sup> (μmol/kg SW)</b>		
0900-1200 (8)	2148 (2044-2251)	1904 (1785-2023)	1900 (1779-2021)	81.2 (70.7-91.7)	183.8 (167.9-199.8)	185.4 (168.5-202.3)
1200-1500 (9)	2013 (1892-2133)	1636 (1498-1774)	1632 (1493-1771)	123.4 (110.8-136.0)	274.4 (246.5-302.3)	276.0 (248.2-303.7)
1500-1800 (10)	2072 (1973-2171)	1686 (1552-1821)	1691 (1557-1825)	121.5 (100.1-142.9)	276.9 (245.3-308.4)	274.9 (244.1-305.8)
1800-2100 (7)	2000 (1880-2120)	1526 (1416-1635)	1526 (1420-1633)	123.7 (93.4-154.0)	313.5 (295.7-331.4)	313.2 (296.7-329.7)
2100-0000 (7)	2005 (1908-2103)	1568 (1483-1652)	1559 (1472-1645)	97.5 (72.4-122.6)	272.4 (250.4-294.4)	275.8 (254.3-297.4)
	<b>Ω<sub>Calcite</sub></b>			<b>Ω<sub>Aragonite</sub></b>		
0900-1200 (8)	1.9 (1.7-2.2)	4.4 (4.0-4.8)	4.4 (4.0-4.8)	1.3 (1.1-1.5)	2.9 (2.7-3.2)	3.0 (2.7-3.2)
1200-1500 (9)	3.0 (2.7-3.3)	6.6 (5.9-7.2)	6.6 (5.9-7.3)	2.0 (1.8-2.2)	4.4 (4.0-4.9)	4.4 (4.0-4.9)
1500-1800 (10)	2.9 (2.4-3.4)	6.6 (5.9-7.4)	6.6 (5.8-7.3)	2.0 (1.6-2.3)	4.5 (4.0-5.0)	4.4 (4.0-4.9)
1800-2100 (7)	3.0 (2.3-3.7)	7.5 (7.1-7.9)	7.5 (7.1-7.9)	2.0 (1.5-2.5)	5.1 (4.8-5.4)	5.1 (4.8-5.4)
2100-0000 (7)	2.3 (1.7-2.9)	6.5 (6.0-7.1)	6.6 (6.1-7.1)	1.6 (1.2-2.0)	4.4 (4.1-4.8)	4.5 (4.1-4.8)

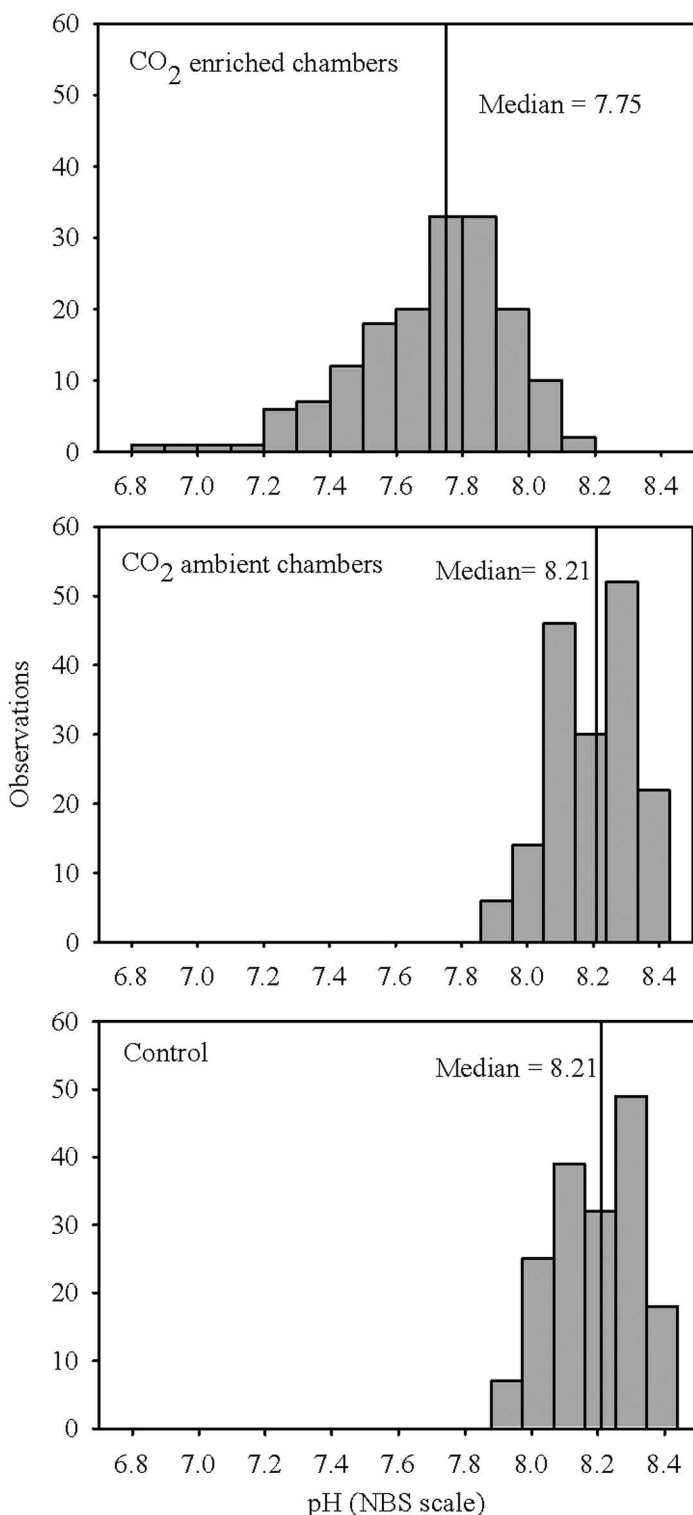
units of our target value, with chambers being held to within ± 0.1 pH units for 61% of the sampling dates.

Stable carbon isotope measurements demonstrate that the benthic seagrass community growing within the enriched chambers did experience an increase in carbon flux to the photosynthetic tissues for the duration of the experiment (Fig. 7). Such measurements integrate information about the local carbon environment over long time periods and provide strong biological evidence of CO<sub>2</sub> enrichment. In accordance with our hypotheses, seagrass stable carbon isotope values were significantly reduced within the CO<sub>2</sub> enriched chambers as compared with the unenriched treatments for all sampling periods during the experiment ( $F = 63.74$ ,  $P < 0.01$ ). There were no statistical differences in seagrass δ<sup>13</sup>C values between the unenriched chambers and the control plots. The within-subjects factor of time was significant during the experiment ( $F = 7.03$ ,  $P < 0.01$ ), strongly driven by the increasingly negative δ<sup>13</sup>C values within the enriched treatments over the course of the experiment. The interaction between time and treatment was additionally significant ( $F = 12.66$ ,  $P < 0.01$ )

because there was only a change in the δ<sup>13</sup>C of seagrass tissues from the CO<sub>2</sub>-enriched chambers. The stable carbon isotope composition of the source CO<sub>2</sub> gas used for enrichment displayed slight variation, with a median value of -4.32‰.

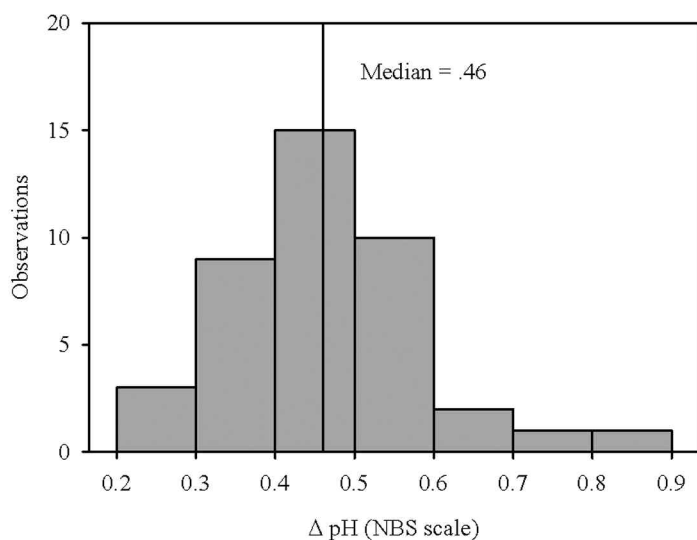
## Discussion

In the current study, we explore the potential utility of open-top chambers (OTCs) as a means of in situ carbon enrichment within shallow aquatic or marine benthic environments. We submit that a number of factors must be met to make long-term carbon enrichment via this technique feasible: 1) significant increases in carbon supply must be detected within the CO<sub>2</sub>-enriched chambers over long time periods, demonstrating the ability of this design to deliver gaseous CO<sub>2</sub> from an onshore location to a submerged benthic location, 2) unnecessary confounding effects such as light and/or water flow reductions must be minimized within all chambers, and 3) the OTC design must sufficiently constrain CO<sub>2</sub> parameters such that target enrichment values are achieved for the majority of the enrichment period.



**Fig. 3.** Frequency distributions of measured pH within CO<sub>2</sub> enriched chambers, CO<sub>2</sub> ambient chambers, and control plots during the 6-month enrichment period.

Our carbonate parameter measurements show that the carbonate environment within the CO<sub>2</sub>-enriched chambers was



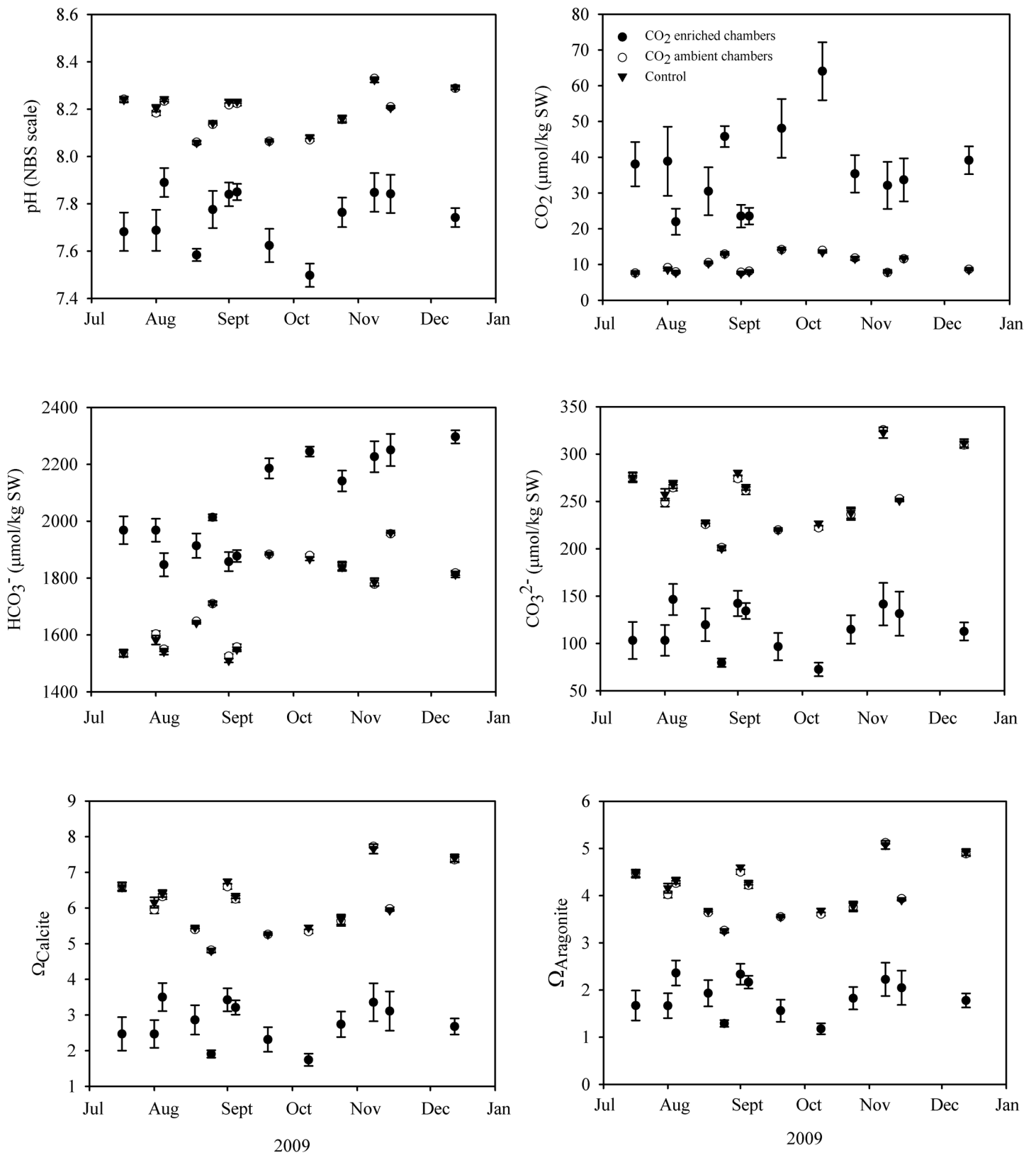
**Fig. 4.** Frequency distribution of enrichment levels during the 6-month enrichment period. Delta pH ( $\Delta$ pH) represents the average difference in pH between the enriched and ambient chambers for each respective sampling date.

dramatically altered in comparison to the CO<sub>2</sub> ambient chambers and the control plots. The open top design allowed for sufficient containment of injected CO<sub>2</sub> and produced an acceptable rate of gas consumption for the size of the chamber array and our target enrichment level (approx. 68 kg CO<sub>2</sub>/month). A larger array, with greater replication, could easily be implemented using this design, via the addition of extra chambers, or a complete duplication of the entire array. Overall, the possible level of carbon enrichment using this technique will depend upon the trade-off between chamber number, chamber size, and desired enrichment level. We submit that some pilot testing may be necessary to pinpoint the appropriate number of gas cylinders required, and the gas delivery rate from the CO<sub>2</sub> regulator to the submerged water pumps.

The arrangement of the PVC enrichment system additionally allows for careful adjustment of the water flow rates both within and between chamber treatments. Water flow rates can be individually adjusted to compensate for the loss of pressure head between chambers adjacent to the water pumps and those that are at the opposite end of the array. Utilizing larger pipe diameters to deliver seawater would reduce friction head within the system, and increase the efficiency of the submerged pumps. While restricted to nearshore environments, the use of larger, more powerful water pumps may alleviate such constraints, allowing for the placement of enrichment chambers at locations further offshore.

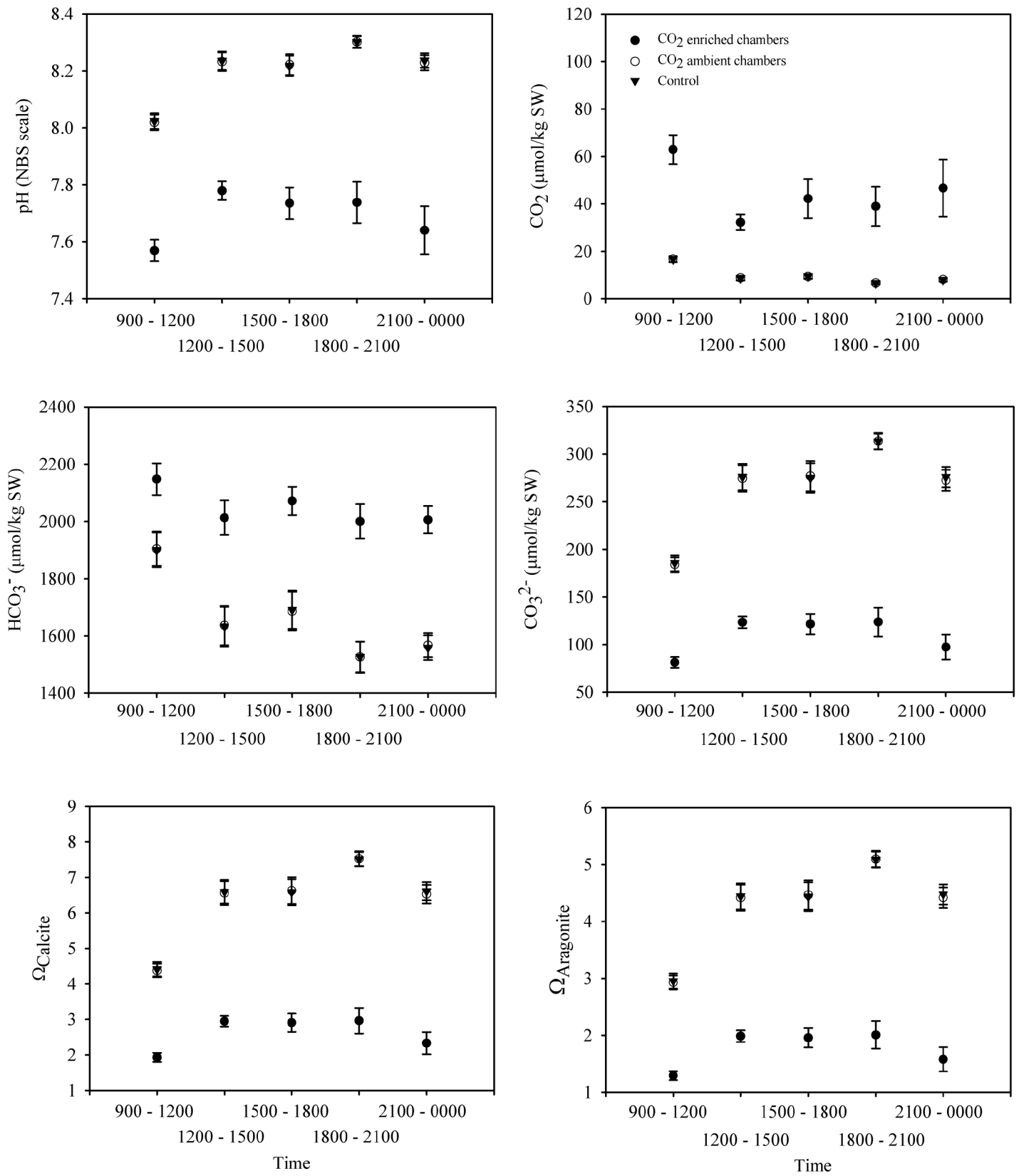
The flow-through, open-top chambers allowed for minimal caging confounds in regards to light and water flow conditions. Light reductions, on average, were no greater than 5%. Bi-monthly cleaning of both the internal and external surfaces of the chambers prevented algal fouling and maintained ade-



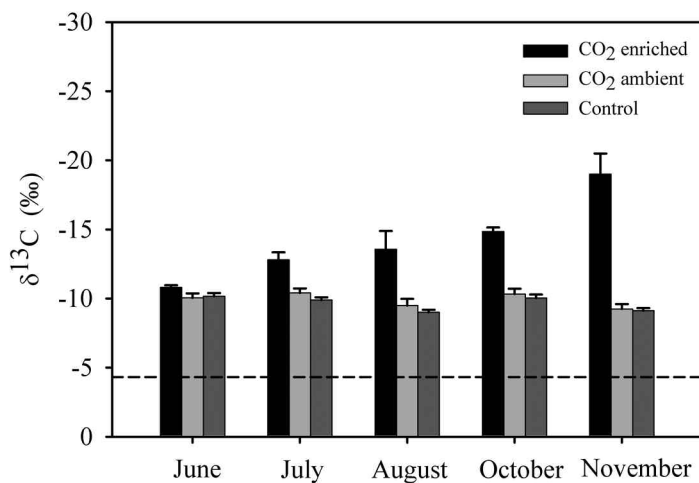


**Fig. 5.** Carbonate parameters (mean ± 1 SE) within CO<sub>2</sub> enriched chambers, CO<sub>2</sub> ambient chambers, and control plots during the 6-month enrichment period. Values represent treatment averages observed during the 12:00-15:00 time period for each respective date.





**Fig. 6.** Seasonal carbonate parameters (means ± 1 SE) within CO<sub>2</sub> enriched chambers, CO<sub>2</sub> ambient chambers, and control plots. Values within each time segment represent averages of 7-10 distinct sampling dates throughout the enrichment period.



**Fig. 7.** Stable carbon isotope values (means  $\pm$  1 SE) of aboveground leaf material of the seagrass *Thalassia testudinum* during the enrichment period. The June sampling date represents initial seagrass stable carbon isotope values prior to CO<sub>2</sub> enrichment. The dashed line represents the median isotopic signature of the source CO<sub>2</sub> gas used for enrichment.

quate light levels for the duration of the experiment. Light reduction within the chambers at noon was minimal, as chamber light levels often displayed similar values to the unchambered control plots. The response of benthic communities to CO<sub>2</sub> enrichment may strongly depend upon ambient light levels, thus the high levels displayed within our design (800  $\mu\text{mol photons m}^{-2} \text{s}^{-1}$ ) ensure realistic values experienced by many shallow benthic communities. The continuous operation of the water pumps ensured that the chamber design did not strongly impact other water quality variables throughout the experiment. All water quality measurements and carbonate calculations (temperature, pH, alkalinity, salinity, CO<sub>2</sub>, HCO<sub>3</sub><sup>-</sup>, and CO<sub>3</sub><sup>2-</sup>) were similar between the unenriched chambers and the unchambered control plots, suggesting that water flow was adequate to prevent biologically mediated shifts in water quality within each chamber. Thus, we feel that our OTC design served to only manipulate carbonate parameters within our enriched chambers, while not impacting alternate water chemistry variables.

The OTC design displayed moderate constraint of carbonate parameters within the CO<sub>2</sub>-enriched treatments for the duration of the experiment (Fig. 4). Over the 6-month period, an average difference of 0.47 pH units was maintained between the CO<sub>2</sub> treatments throughout the day (Fig. 6). In comparison, mesocosm studies generally display a tighter constraint of CO<sub>2</sub> parameters both within enriched and unenriched treatments due to the use of pH monitors coupled to solenoid gas valve regulators. For our in situ design, a number of complex environmental factors contributed to the variation in pH values across chamber treatments over time, attributable to both ambient background variation (which equally impacted all chambers), and turbulent weather conditions (which only impacted the CO<sub>2</sub> enriched treatments). Back-

ground variation caused both diurnal and seasonal variation amongst all treatments, and demonstrates the ability of biotic processes (photosynthesis and respiration) to control local carbonate parameters when water column mixing is relatively low, as previously documented for other regions of Florida Bay (Yates and Halley 2006). Turbulent weather from periodic storm events differentially increased carbonate parameter variation within our CO<sub>2</sub>-enriched treatments. High wind events increased the flushing rate of ambient seawater into the open-top chambers, and temporarily reduced the effectiveness of our enrichment treatment (pulling the pH and carbonate parameters toward background values). While impacting several of our sampling dates, these storm events were short-lived, and thus did not reduce the effectiveness of our CO<sub>2</sub> treatments over the long term. Conversely, periods of low wind energy served to increase the effectiveness of our CO<sub>2</sub> enrichment. In comparison, pH variation within our enriched treatments was of similar magnitude to other in situ observations that have examined the impacts of ocean acidification on benthic communities near volcanic vents, which naturally lower pH and increase CO<sub>2</sub> concentrations (Hall-Spencer et al. 2008; Martin et al. 2008). We suggest that the overall precision of the control of carbonate parameters within the enriched treatments could be largely improved by incorporating a pH-dependent feedback loop, similar to many mesocosm studies. Use of a variable-flow, magnetic solenoid valve (regulated by a pH monitor), would control gas delivery into the submerged water pumps and automatically regulate gas flow according to external wind conditions, providing greater constraint of carbonate parameters within the enriched treatments.

Stable carbon isotope measurements of the macrophyte community within the chambers and control plots suggests that over long time periods, vegetation within the enriched treatments was exposed to significantly elevated CO<sub>2</sub> concentrations as compared with the unenriched treatments. The increasingly negative seagrass  $\delta^{13}\text{C}$  values with CO<sub>2</sub> enrichment agree with our original hypotheses, and possibly reflect an effect of concentration-dependent isotope fractionation (Fig. 7). The  $\delta^{13}\text{C}$  value of plant material can be influenced by both the isotopic composition of the source DIC pool, and photosynthetic carbon isotope discrimination (Farquhar et al. 1989). Increases in the external supply of DIC impact plant  $\delta^{13}\text{C}$  values by allowing for increased discrimination against the heavier carbon isotope (<sup>13</sup>C) during photosynthetic carbon fixation (Smith and Walker 1980). Thus, our shifts in  $\delta^{13}\text{C}$  with carbon enrichment are consistent with these statements, and are in agreement with previous studies which demonstrate that an elevated CO<sub>2</sub> supply results in increasingly negative  $\delta^{13}\text{C}$  values within both seagrass tissues and marine macroalgae (Durako and Sackett 1993; Kubler et al. 1999; Vizzini et al. 2010).

Shifts in the isotopic composition of the source DIC can additionally contribute to changes in the isotopic composition of plant material. Therefore, the calculation of isotopic fractionation factors would be the preferred technique of demon-

strating that isotopic shifts in plant material are related to changes in DIC concentration. While we did characterize the isotopic composition of the source CO<sub>2</sub> gas used for enrichment, we did not characterize the isotopic composition of the background DIC pool, thus could not conclusively determine if the change in δ<sup>13</sup>C we observed in seagrass leaves was caused by a change in fractionation. However, the source CO<sub>2</sub> used for enrichment had a median δ<sup>13</sup>C value of -4.32 ‰, which is relatively heavy compared with dissolved atmospheric CO<sub>2</sub> (-9.0‰) (Kroopnick 1985). Thus, despite adding CO<sub>2</sub> which displayed a relatively enriched δ<sup>13</sup>C carbon signal, we produced seagrass leaf tissue with progressively depleted δ<sup>13</sup>C values, suggesting an increase in the external supply of DIC. These data provide further evidence that our in situ chamber design was effective in achieving a long-term and persistent increase in carbon supply to our benthic community.

Throughout the 6-month period, our system was quite robust and amenable to future long-term carbon enrichment studies. While intense tropical storms did not impact South Florida during the 2009 summer season, our experimental array was subjected to a number of short-term local storms. Short periods of high wind/wave energy showed no short- or long-term impact on the integrity or positioning of the submerged chambers. We were additionally unable to detect any significant erosion or damage to the benthic community within any of the chambers after storm events.

Last, we submit that our technique of in situ carbon enrichment is feasible in regards to both overall cost and system maintenance. Acquisition of materials and construction/installation of the chamber array can be completed within a relatively short timeframe (2-3 weeks), with an approximate budget of US\$ 5000. Once established, 1-2 h of bi-monthly maintenance is required to thoroughly clean the chambers of algal overgrowth and clear the pumps of any collected debris. For the size of our given array and level of enrichment, the CO<sub>2</sub> cylinder needed to be replaced on a bi-monthly basis. The onshore location of the gas cylinder, and nearshore location of the experimental chambers facilitates the ease of the maintenance schedule, and requires a minimal number of personnel. Continued costs for CO<sub>2</sub> gas and electricity for the submerged pumps totaled US\$ 45/month.

### Comments and recommendations

Our system of open-top, flow-through chambers was effective in conducting long-term in situ benthic CO<sub>2</sub> enrichment within nearshore coastal communities. Such a design answers calls for climate change research, which increasingly replicates realistic field conditions, and studies the impacts of altered pCO<sub>2</sub> over long time periods. Furthermore, this experimental design can be used to study climate change responses across multiple scales, ranging from organismal physiological responses, to ecosystem level responses such as primary production and nutrient cycling (particularly in regards to benthic plant/algal communities). This system was used to target

enrichment levels forecasted for the year 2100, however alternate enrichment targets could easily be replicated by adjusting gas delivery to the submerged array. As currently designed, constraint of the carbonate parameters within the chamber array was less precise as compared with ex situ mesocosm studies. We suggest that higher constraint could be achieved by incorporating a pH dependent feedback, using a gas solenoid linked to a pH monitor. Another weakness in this design is its relative restriction to nearshore environments. We submit that there are a number of larger, more powerful water pumps that could be used to increase the number of potential locations accessible by this design. Larger pumps could additionally be used to increase chamber replication within the system. Overall, we feel that our in situ CO<sub>2</sub> enrichment system has potential for future aquatic and marine climate change studies, particularly those focused on addressing organismal, community, and ecological scale responses of benthic algal/plant assemblages to increased pCO<sub>2</sub> and ocean acidification scenarios.

### References

- Ainsworth, E. A., and S. P. Long. 2005. What have we learned from 15 years of free-air CO<sub>2</sub> enrichment (FACE)? A meta-analytic review of the responses of photosynthesis, canopy. *New Phytol.* 165:351-371 [doi:10.1111/j.1469-8137.2004.01224.x].
- Barry, J. P., J. Hall-Spencer, and T. Tyrrell. 2010. In situ perturbation experiments: natural venting sites, spatial/temporal gradients in ocean pH, manipulative in situ pCO<sub>2</sub> perturbations. *In* U. Riebesell, V. J. Fabry, L. Hansson, and J.-P. Gattuso [Eds.], *Guide to best practices in ocean acidification research and data reporting*. Publications Office of the European Union.
- Beer, S., and E. Koch. 1996. Photosynthesis of marine macroalgae and seagrasses in globally changing CO<sub>2</sub> environments. *Mar. Ecol. Progr. Ser.* 141:199-204 [doi:10.3354/meps141199].
- Caldeira, K., and M. E. Wickett. 2003. Anthropogenic carbon and ocean pH. *Nature* 425:365-365 [doi:10.1038/425365a].
- Cigliano, M., M. Gambi, R. Rodolfo-Metalpa, F. Patti, and J. Hall-Spencer. 2010. Effects of ocean acidification on invertebrate settlement at volcanic CO<sub>2</sub> vents. *Mar. Biol.* 157:2489-2502 [doi:10.1007/s00227-010-1513-6].
- Dias, B. B., B. Hart, C. W. Smart, and J. M. Hall-Spencer. 2010. Modern seawater acidification: the response of foraminifera to high-CO<sub>2</sub> conditions in the Mediterranean Sea. *J. Geol. Soc.* 167:843-846 [doi:10.1144/0016-76492010-050].
- Diaz, S., J. P. Grime, J. Harris, and E. Mcpherson. 1993. Evidence of a feedback mechanism limiting plant-response to elevated carbon-dioxide. *Nature* 364:616-617 [doi:10.1038/364616a0].
- Dickson, A. G., and F. J. Millero. 1987. A comparison of the equilibrium-constants for the dissociation of carbonic-acid in seawater media. *Deep-Sea Res.* 34:1733-1743.

- Doney, S. C., V. J. Fabry, R. A. Feely, and J. A. Kleypas. 2009. Ocean acidification: the other CO<sub>2</sub> problem. *Ann. Rev. Mar. Sci.* 1:169-192 [doi:10.1146/annurev.marine.010908.163834].
- Duarte, C. M., and others. 2011. Seagrass community metabolism: assessing the carbon sink capacity of seagrass meadows. *Glob. Biogeochem. Cyc.* [doi:10.1029/2010GB003793].
- Durako, M. J. 1993. Photosynthetic utilization of CO<sub>2</sub>(Aq) and HCO<sub>3</sub><sup>-</sup> in *Thalassia-Testudinum* (Hydrocharitaceae). *Mar. Biol.* 115:373-380 [doi:10.1007/BF00349834].
- and W. M. Sackett. 1993. Effects of CO<sub>2</sub>(Aq) on the carbon isotopic composition of the seagrass *Thalassia Testudinum* Banks-Ex-Konig (Hydrocharitaceae). *J. Exp. Mar. Biol. Ecol.* 169:167-180 [doi:10.1016/0022-0981(93)90192-Q].
- Farquhar, G. D., J. R. Ehleringer, and K. T. Hubick. 1989. Carbon isotope discrimination and photosynthesis. *annual review of plant physiology and plant molecular biology* 40:503-537 [doi:10.1146/annurev.pp.40.060189.002443].
- Feely, R. A., and others. 2004. Impact of anthropogenic CO<sub>2</sub> on the CaCO<sub>3</sub> system in the oceans. *Science* 305:362-366 [doi:10.1126/science.1097329].
- Gao, K. S., and Y. Q. Zheng. 2010. Combined effects of ocean acidification and solar UV radiation on photosynthesis, growth, pigmentation and calcification of the coralline alga *Corallina sessilis* (Rhodophyta). *Glob. Change Biol.* 16:2388-2398 [doi:10.1111/j.1365-2486.2009.02113.x].
- Gazeau, F., C. Quiblier, J. M. Jansen, J.-P. Gattuso, J. J. Middelburg, and C. H. R. Heip. 2007. Impact of elevated CO<sub>2</sub> on shellfish calcification. *Geophys. Res. Lett.* 34, L07603, [doi:10.1029/2006GL028554].
- Hall-Spencer, J. M., and others. 2008. Volcanic carbon dioxide vents show ecosystem effects of ocean acidification. *Nature* 454:96-99 [doi:10.1038/nature07051].
- Hendriks, I. E., C. M. Duarte, and M. Alvarez. 2010. Vulnerability of marine biodiversity to ocean acidification: A meta-analysis. *Estuar. Coast. Shelf Sci.* 86:157-164 [doi:10.1016/j.ecss.2009.11.022].
- Hurd, C. L., C. D. Hepburn, K. I. Currie, J. A. Raven, and K. A. Hunter. 2009. Testing the effects of ocean acidification on algal metabolism: considerations for experimental designs. *J. Phycol.* 45:1236-1251 [doi:10.1111/j.1529-8817.2009.00768.x].
- Invers, O., J. Romero, and M. Perez. 1997. Effects of pH on seagrass photosynthesis: a laboratory and field assessment. *Aquat. Bot.* 59:185-194 [doi:10.1016/S0304-3770(97)00072-7].
- Jokiel, P. L., K. S. Rodgers, I. B. Kuffner, A. J. Andersson, E. F. Cox, and F. T. Mackenzie. 2008. Ocean acidification and calcifying reef organisms: a mesocosm investigation. *Coral Reefs* 27:473-483 [doi:10.1007/s00338-008-0380-9].
- Kleypas, J. A., R. W. Buddemeier, D. Archer, J. P. Gattuso, C. Langdon, and B. N. Opdyke. 1999. Geochemical consequences of increased atmospheric carbon dioxide on coral reefs. *Science* 284:118-120 [doi:10.1126/science.284.5411.118].
- and K. K. Yates. 2009. Coral reefs and ocean acidification. *Oceanography* 22:108-117.
- Kroeker, K. J., R. L. Kordas, R. N. Crim, and G. G. Singh. 2010. Review and synthesis: Meta-analysis reveals negative yet variable effects of ocean acidification on marine organisms. *Ecol. Lett.* 13:1419-1434 [doi:10.1111/j.1461-0248.2010.01518.x].
- Kroopnick, P. M. 1985. The distribution of <sup>13</sup>C of SIGMA-CO<sub>2</sub> in the world oceans. *Deep-Sea Res.* 32:57-84.
- Kubler, J. E., A. M. Johnston, and J. A. Raven. 1999. The effects of reduced and elevated CO<sub>2</sub> and O<sub>2</sub> on the seaweed *Lomentaria articulata*. *Plant Cell Environ.* 22:1303-1310 [doi:10.1046/j.1365-3040.1999.00492.x].
- Kuffner, I. B., A. J. Andersson, P. L. Jokiel, K. S. Rodgers, and F. T. Mackenzie. 2008. Decreased abundance of crustose coralline algae due to ocean acidification. *Nature Geosci.* 1:114-117 [doi:10.1038/ngeo100].
- Langdon, C., and others. 2000. Effect of calcium carbonate saturation state on the calcification rate of an experimental coral reef. *Glob. Biogeochem. Cyc.* 14:639-654 [doi:10.1029/1999GB001195].
- and M. J. Atkinson. 2005. Effect of elevated pCO<sub>2</sub> on photosynthesis and calcification of corals and interactions with seasonal change in temperature/irradiance and nutrient enrichment. *J. Geophys. Res.* 110, C09S07, [doi:10.1029/2004JC002576].
- Lewis, E., and D. W. R. Wallace. 1998. Program developed for CO<sub>2</sub> system calculations. ORNL/CDIAC-105. Carbon Dioxide Information Analysis Center, Oak Ridge National Laboratory, U.S. Department of Energy, Oak Ridge, Tennessee.
- Lombard, F., R. E. Da Rocha, J. Bijma, and J. P. Gattuso. 2010. Effect of carbonate ion concentration and irradiance on calcification in planktonic foraminifera. *Biogeosciences* 7:247-255 [doi:10.5194/bg-7-247-2010].
- Martin, S., and others. 2008. Effects of naturally acidified seawater on seagrass calcareous epibionts. *Biol. Lett.* 4:689-692 [doi:10.1098/rsbl.2008.0412].
- and J. P. Gattuso. 2009. Response of Mediterranean coralline algae to ocean acidification and elevated temperature. *Glob. Change Biol.* 15:2089-2100 [doi:10.1111/j.1365-2486.2009.01874.x].
- Meehl, G. A., and others. 2007. Climate change 2007: The physical basis. contribution of Working Group I to the Fourth Assessment Report of the Intergovernmental Panel on Climate Change. Cambridge Univ. Press.
- Mehrbach, C., C. H. Culbertson, J. E. Hawley, and R. M. Pytkowicz. 1973. Measurement of the apparent dissociation constants of carbonic acid in seawater at atmospheric pressure. *Limnol. Oceanogr.* 18:897-907 [doi:10.4319/lo.1973.18.6.0897].
- Millero, F. J., W. T. Hiscock, F. Huang, M. Roche, and J. Z. Zhang. 2001. Seasonal variation of the carbonate system in Florida Bay. *Bull. Mar. Sci.* 68:101-123.

- Pagano, A. M., and J. E. Titus. 2007. Submersed macrophyte growth at low pH: carbon source influences response to dissolved inorganic carbon enrichment. *Freshw. Biol.* 52:2412-2420 [doi:10.1111/j.1365-2427.2007.01861.x].
- Palacios, S. L., and R. C. Zimmerman. 2007. Response of eelgrass *Zostera marina* to CO<sub>2</sub> enrichment: possible impacts of climate change and potential for remediation of coastal habitats. *Mar. Ecol. Progr. Ser.* 344:1-13 [doi:10.3354/meps07084].
- Raven, J. A., and others. 2005. Ocean acidification due to increasing atmospheric carbon dioxide. The Royal Society: Policy Document 12.
- Riebesell, U., I. Zondervan, B. Rost, P. D. Tortell, R. E. Zeebe, and F. M. M. Morel. 2000. Reduced calcification of marine plankton in response to increased atmospheric CO<sub>2</sub>. *Nature* 407:364-367 [doi:10.1038/35030078].
- and others. 2007. Enhanced biological carbon consumption in a high CO<sub>2</sub> ocean. *Nature* 450:545-551 [doi:10.1038/nature06267].
- Rodolfo-Metalpa, R., S. Martin, C. Ferrier-Pages, and J. P. Gattuso. 2010. Response of the temperate coral *Cladocora caespitosa* to mid- and long-term exposure to pCO<sub>2</sub> and temperature levels projected for the year 2100 AD. *Biogeosciences* 7:289-300 [doi:10.5194/bg-7-289-2010].
- Sabine, C. L., and others. 2004. The oceanic sink for anthropogenic CO<sub>2</sub>. *Science* 305:367-371 [doi:10.1126/science.1097403].
- Schulz, K. G., J. B. E. Ramos, R. E. Zeebe, and U. Riebesell. 2009. CO<sub>2</sub> perturbation experiments: similarities and differences between dissolved inorganic carbon and total alkalinity manipulations. *Biogeosciences* 6:2145-2153 [doi:10.5194/bg-6-2145-2009].
- Shirayama, Y., and H. Thornton. 2005. Effect of increased atmospheric CO<sub>2</sub> on shallow water marine benthos. *J. Geophys. Res.* 110, C09S08, [doi:10.1029/2004JC002618].
- Short, F. T., and H. A. Neckles. 1999. The effects of global climate change on seagrasses. *Aquat. Bot.* 63:169-196 [doi:10.1016/S0304-3770(98)00117-X].
- Smith, F. A., and N. A. Walker. 1980. Photosynthesis by aquatic plants—effects of unstirred layers in relation to assimilation of CO<sub>2</sub> and HCO<sub>3</sub>—and to carbon isotopic discrimination. *New Phytol.* 86:245-259 [doi:10.1111/j.1469-8137.1980.tb00785.x].
- Titus, J. E. 1992. Submersed macrophyte growth at low Ph.2. CO<sub>2</sub> x sediment interactions. *Oecologia* 92:391-398 [doi:10.1007/BF00317465].
- , R. S. Feldman, and D. Grise. 1990. Submersed macrophyte growth at low Ph.1. CO<sub>2</sub> Enrichment effects with fertile sediment. *Oecologia* 84:307-313.
- Vizzini, S., A. Tomasello, G. Di Maida, M. Pirrotta, A. Mazzola, and S. Calvo. 2010. Effect of explosive shallow hydrothermal vents on delta C-13 and growth performance in the seagrass *Posidonia oceanica*. *J. Ecol.* 98:1284-1291 [doi:10.1111/j.1365-2745.2010.01730.x].
- Yates, K. K., and R. B. Halley. 2006. Diurnal variation in rates of calcification and carbonate sediment dissolution in Florida Bay. *Estuar. Coasts* 29:24-39.
- , C. Dufore, N. Smiley, C. Jackson, and R. B. Halley. 2007. Diurnal variation of oxygen and carbonate system parameters in Tampa Bay and Florida Bay. *Mar. Chem.* 104:110-124 [doi:10.1016/j.marchem.2006.12.008].
- Zimmerman, R. C., D. G. Kohrs, D. L. Steller, and R. S. Alberte. 1997. Impacts of CO<sub>2</sub> enrichment on productivity and light requirements of eelgrass. *Plant Physiol.* 115:599-607.
- Zondervan, I., R. E. Zeebe, B. Rost, and U. Riebesell. 2001. Decreasing marine biogenic calcification: A negative feedback on rising atmospheric pCO<sub>2</sub>. *Glob. Biogeochem. Cyc.* 15:507-516 [doi:10.1029/2000GB001321].

Submitted 3 August 2010

Revised 12 December 2010

Accepted 14 January 2011